


### Communication and Language

- Children listen to the following stories: The chicken and the egg, Rosie's walk and the cow that laid an egg.
- Children role play a farm and a vets.
- Provide walkie-talkies and set up a superhero hotline. Encourage the children to take on the role as superheroes and people who need help. Call the superheroes to save the day.

### EYFS -Summer 1-Reading Focus & Cross curricular Links

#### Personal, Social and Emotional Development

- Observe eggs hatching. Care for chicks in brooder box, handle chicks taking turns under supervision. Watch chicks grow and move in various environments, observe characteristics. Children develop set of rules to care for chicks and take turns to feed, water and help clean chicks.
- Pass a superhero toy around the circle and encourage children to talk about what superhero power they would like to have and why.



#### Cultural Capital and Memorable Experiences

- At school we will be incubating 10 Embryo Eggs in a custom designed incubator so children all get to experience observing a real life chick hatch in their classroom.
- Children dress as their favourite superhero for a superhero themed school day.



### Physical Development

- Develop dance/drama to show hatching experience e.g. pipping, cracking, falling out of shell, tentative steps and becoming more confident. Add percussion instruments for effect.
- Children build and enclosure for the chicks out of large, wooden construction blocks.
- Set up a superhero obstacle course in an outside area. Invite children to complete the course by walking along benches, jumping through hoops, running between cones, climbing over blocks, crawling through tunnels and throwing balls or beanbags into buckets.

### Math's

- Place chicks in various places in, out and around brooder box for the children to describe their position.
- Remove chicks from box, how many in box? How many out? Weigh chicks over time / measure them using cubes.
- Make a chick out of 2D shapes: identify/count the shapes used
- Number some small padlocks and attach them onto superhero pictures. Attach a keyring to each key showing an addition or subtraction question. Challenge children to match the keys to the padlocks to free the superheroes.

### Understanding the World

- Children use a magnifying glass to look at chicks and draw and talk about features they like and dislike.
- Make chick homes out of junk modelling materials.
- Explore magnets to make superheroes fly! Attach metal paperclips to the back of superhero pictures and provide magnets for children to use. Can they make their superhero fly across the table?

### Expressive Arts and Design

- Children make chicks and/or nests from a range of different mediums including: dough, clay, wool, tissue or feathers.
- Provide paper plates or mask templates for children to decorate using pens, crayons or paint to become superheroes. Attach to a strip of paper or a lolly stick for children to wear.


### Literacy

- Observe the chicks daily and create their own life cycle of a chick diary, drawing a picture and writing a sentence about what they have observed.
- Write some 'secret codes' (letters or words) onto white paper using white wax crayons. Challenge children to discover the codes by painting over the top with watery paint.

## EYFS -Summer 2-Reading Focus & Cross curricular Links

### Communication and Language

- Explain to a group of children that you're going to pretend to escape the giant's castle, just like Kate. Encourage children to listen carefully and follow the instructions. For example, can they tiptoe across the floor then gently open the door?
- Children explore our airport role play area and role play flying to Brazil. They take on the roles of a pilot, air stewards and passengers.
- The children create their own musical instruments to re-enact the sound of the rain in the amazon rainforest.




### Personal, Social and Emotional Development

- Explain to the children that the giant really is friendly, he just doesn't know how to make friends. What advice can they give the giant about being a good friend?
- Paint some dried beans in different colours and add eco-friendly glitter. Once dry, show the children the magic beans. Can the children take turns to pass them around the circle? What might the magic beans do? Encourage children to share their ideas.
- The children pass a toy aero plane around the circle and say where in the world they would like to visit and why.

### Cultural Capital and Memorable Experiences

- Use large construction blocks to create the giants castle outside.
- The children help to cook and taste Brazilian food and compare it to English food that we eat.



### Physical Development

- Provide a range of climbing equipment. Encourage the children to imagine they are climbing the beanstalk. How high can they climb?
- Play a game of 'what's the time Mr Giant'. The children have to move the correct number of steps for the time and run away from the giant.
- Children explore how the different animals in the amazon rainforest would move. They share their ideas with their peers and demonstrate the movements using different parts of their body.

### Math's

- The children order the leaves 1 to 20 on the beanstalk,
- The children measure the size of different footprints including the giants, Kates and mum's using non-standard units.
- The children explore how much 'rain water' different sized containers can hold.

### Understanding the World

- Allow the children to plant a bean to take care of. Discuss what a plant needs to be able to grow.
- Children design and create a boat using junk modelling materials that floats and would be suitable for sailing down the amazon river.
- Children use Ipad's to research the animals in the amazon rainforest.

### Expressive Arts and Design

- The children design and create a new castle for the giant using junk modelling. What features should the castle have and why?
- The children use different mediums to create collages of the Brazilian flag.
- Children use paper plates to create collages of Brazilian animals including parrots, snakes and monkeys.

### Literacy

- Children imagine they are Kate and write a list of things they would like to buy with their magic beans.
- Children write a letter to the children in Brazil explaining what they can see from their windows.